

Public sentiment about Nuclear Energy for electricity generation

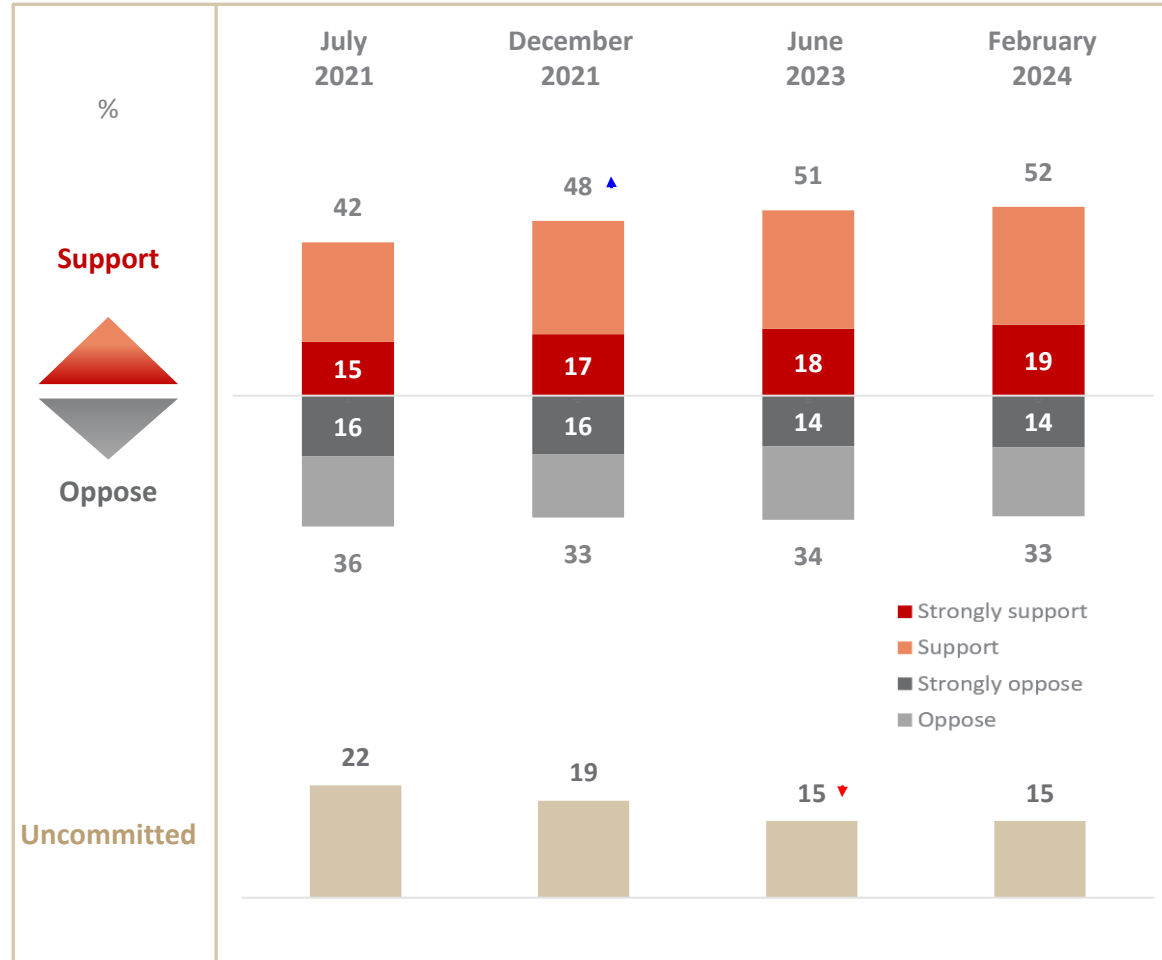


February 2024

Support for nuclear energy

Question: In Australia, electricity is generated using a mix of sources, including **coal**, **renewable energy** such as wind, solar and hydro, along with **natural gas**. Would you **support** or **oppose** Australia considering **nuclear power** as part of its energy mix?

- One-in-two Australians, 52%, support the idea of considering nuclear power as part of the nation's energy mix for electricity generation. This outweighs the number who oppose it, 33%, while 15% are undecided.
- The level of support remains unchanged compared with June 2023. This follows a gradual rise from 42% in July 2021 to 51% in June 2023. The largest gain occurred between July and December 2021 following Australia's commitment to nuclear powered submarines through AUKUS.
- Across time, the level of opposition has remained fairly consistent, at around one-third. However, the number who are undecided has gradually declined.

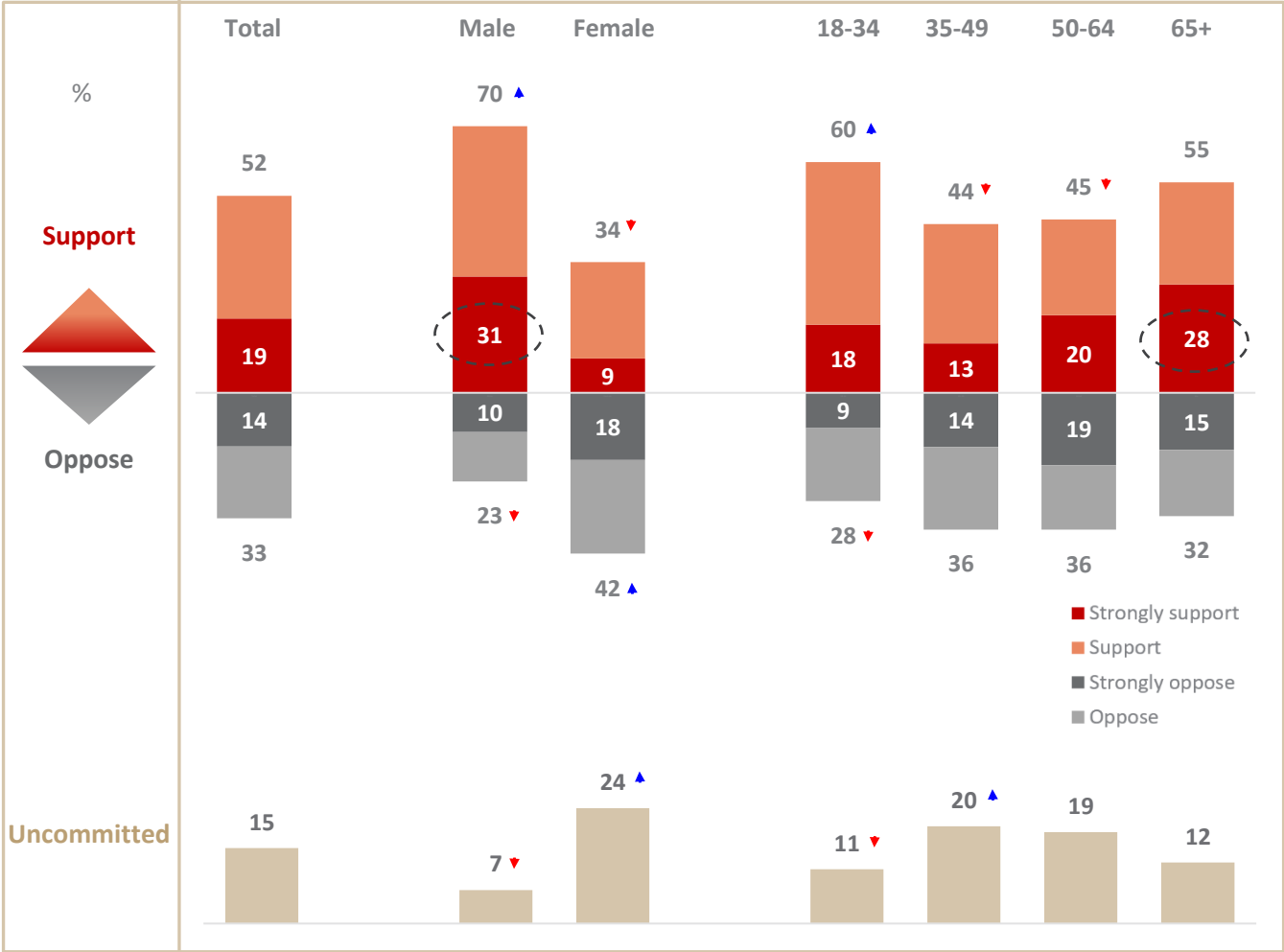


▲ ▼ Significantly higher / lower than previous wave

Methodology: National online surveys among people aged 18+. Fieldwork for the most recent wave was conducted over the period February 22-27, 2024. Each wave based on a sample of approximately 1,200 people. Results for each survey were post-weighted to reflect the population distribution for age, sex, area and education.

Sentiment among demographic segments

February 2024

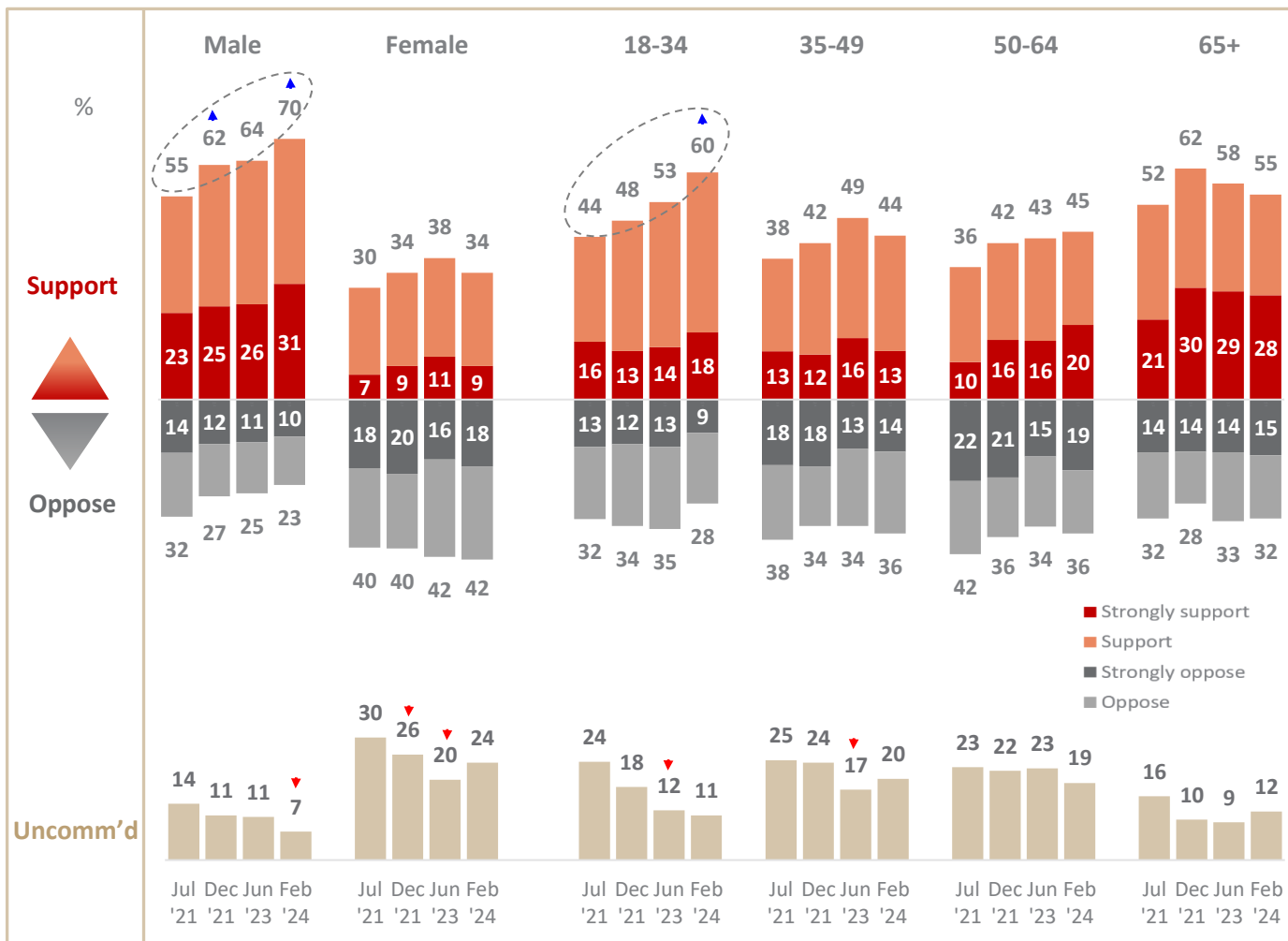


▲ ▼ Significantly higher / lower than others

- There is a stark contrast between men and women, with support for nuclear energy far greater among men, 70%, than women, 34%. Conversely, more women are either opposed or uncommitted on the issue.
- Support for nuclear energy is highest among people aged 18-34 and 65+ - with *strong* support being particularly pronounced among those aged 65+. People aged 18-34 and 65+ are also the *least* likely to be uncommitted.

Sentiment among demographic segments

- In varying degrees, support for nuclear power has increased in all segments since July 2021.
- However, males and people aged 18-34 stand out with the most pronounced, strong growth trend.



▲ ▼ Significantly higher / lower than previous wave